

*Belgrad, Serbia*

**Dr Slobodan Zelenović, Neuropsychiatrist, Specialist for Psychosomatics**

### Clinical Experiences in the Micro Vibratory Stimulation

“Old misconceptions are the greatest obstacles to the new truths” – Wolfgang Goethe

Ever since Ayur Veda medicine, until recently, the treatment of the damages on the vital organs, most of the times, was not very successful. What belongs to Gods, the Russian physicist, Viacheslav Alekseevic Fedorov has given to today's medicine, which uses the micro vibratory (vibro-acoustic) therapy. The famous German novelist Erich Maria Rilke once said that the only country bordering with Gods is Russia. St. Gregory Palama has said that God reveals himself to us through the energy. Perhaps Vitaфон could be the best illustration of these thoughts.

The care for the health of the closest relatives, and thus the truest kind of love, wins over everything, which was also confirmed by the first use of Vitaфон; namely the Vitaфон inventor Fedorov first used this device on his family member. Until half a century ago it was not known that all the cells of the living world possess a micro vibratory potential, which can nowadays be measured. Different body tissues have different frequencies of their own micro vibrations. The greatness of Mr. Fedorov's discovery in comparison to his unsuccessful predecessors is reflected in Fedorov's discovery that the micro vibration treatment should be done with a wave of a changing frequency.

The basic organ system that provides for the successful treatment with the vibro acoustic therapy is the kidneys. By treating the kidneys the glomerular filtration is increased by a 100 to 200 per cent, even at the completely healthy kidneys.

Among many nephrologic patients, we had an opportunity to observe a renewal of renal function at the three chronically dialyzed patients who could not urinate at all (a work on this subject – “How to preserve the renal function” will be published at the symposium in St. Petersburg in April, 2007.) Muscle fibers are the first to receive the micro vibration support, and this explains the positive effect on the arteries and arterioles, as well as on the veins and the lymph channels. This enabled the inaugurator Fedorov to invent a new way of looking at regeneration. Besides this the micro vibration treatment increases the flow of eye liquor, and endolymph in the semicircular channels of the inner ear. This provides for the faster detoxication of the whole organism, a substantial increase in the capillary flow, and thus as a consequence it enables a faster hand over of oxygen from erythrocytes to the body tissues. By treating the Para vertebral sympathetic ganglia the vessel dilatatory effect is directly enabled (the effect of the widening of arteries). By treating the liver the production of interferon is increased, which is necessary for the turnovers in the developments of all the immune diseases (asthma, diabetes, lupus erythematoses, rheumatoid arthritis, and etc.) as well as at the treatment of the viral hepatitis. The effect of the micro vibratory stimulation on the chronic obstructive bronchitis is published in the work of Dr. B. Rankovic, at the Military Medical Academy (MMA), Belgrade.

The Russian scientific studies have shown that with this treatment the production of interferon reaches a substantially higher level than by treatment with any medicament therapy. Our test of these effects is in process (The Institute for biochemistry, MMA, Belgrade).

Since ancient times, and especially today with the use of vibro acoustic therapy, the unbreakable unity of the spinal cord and the brain has been confirmed. By treating the spinal cord, as a filogenetically older structure than the brain, unexpectedly good results were achieved when the diseases of the basal ganglia of the brain were targeted – an incomparably greater level than by any other treatment known to us. I had observed three patients with Parkinson's disease in the late stage, at which the vibro acoustic treatment of the spinal cord has given exceptionally good results (a completely immovable patient recovered to full motility). We have observed a patient who was unsuccessfully treated for the psychomotor epilepsy for 20 years, at whom the seizures have completely retreated as a result of the treatment of the spinal cord with the vibro acoustic stimulation. At thirty patients suffering from the multiplex sclerosis, we have achieved around 30 – 40% retreat of the plegias, pareses, vision problems and sphincter dysfunctions. In more than a few cases of vitiligo and skin alterations in the psoriasis, the treatment with micro vibratory stimulation has lessened the functional, aesthetic and psychological disturbances.

At a few hundred patients treated for the adenoma of the prostate, a very good effect was achieved (at 95% of the cases) at both the surgically not treated, and the surgically treated with leftover irritating symptoms. At the patients suffering from the rheumatoid arthritis we have had 5 patients who did not achieve any positive effect with the immune suppressive therapy (cytostatics, corticosteroids), nor with the gold therapy. Micro vibratory stimulation has taken away the patients' pain and has recovered their motility in the joints.

At the biggest group of patients, treated for the degenerative arthropathies and osteopathies (over 2000 patients), we have achieved very positive results (some have experienced a complete recovery of the knee gristle after 18 months of treatment).

These few mentioned crucial elements convincingly explain the greatness of Fedorov's discovery, which actually reaches the essence and the core of the biological basis of the health disorders. As the axioms do not require proof, it is by now possible to observe the positive clinical effects and some biochemical and physiological parameters. Namely, in the best units for the respiratory intensive care the increase of saturation of hemoglobin with oxygen is not possible to reach 1% in 24 hours. It is possible to prove with an impulsive oxymetry of the nail that, by treating the nail with vibro acoustic therapy for only 5 minutes, it is possible to reach the famous 1% increase of the level of oxygen saturation! This explains how the vibro acoustic treatment of very difficult forms of asthma enables an incredibly quick positive therapeutic effect and a substantial increase in the vital capacity of the lungs.

Even with all the mentioned facts the followers of Fedorov are still misunderstood by their colleague doctors, which is explainable considering their mental inertia. It is evident that the destiny of all the great innovators in the history is similar. I have administered the use of micro vibratory therapy at the 40 patients who had a pace maker installed. They have all undergone the treatment successfully (the area near the pace maker was not treated). The first in the group of fifty patients with an installed pace-maker was an 86 years old cardiologist who was an employee of the eldest clinical hospital in Serbia. After this breakthrough the micro vibratory stimulation was also performed on the patients with installed implants (artificial heart valves, stents, artificial joints and etc.).

Patients who had an endothelial dysfunction of aorta and large arteries experienced a decrease of the level of stenosis and at a longer lasting treatment (6 to 12 months) they have experienced a meltdown of calcifications. We have observed that this therapy substantially lowers the level of an old endothelial dysfunction of arteries, and with an increase of microcirculation it has an anti aggregation effect on the endothel of the degenerated arteries and on the capillaries. Vibro acoustic therapy undoubtedly removes artery spasms and with the prevention of oxidative stress it keeps the desired level of nitro oxides. The nitrous fragment is located at the outer surface of the cell's membrane. Maybe this is significant for the diffusion of the nitrous oxide in the cell. It is a general opinion that the nitrous oxide has a role of a neurotransmitter. Nitrous oxide is necessary for the initiation of the fundamental cell processes (activation of the immunological systems, release of the hormones, cellular secretion, cell mitosis, and etc.).

This is very important for the muscle tissue for the facilitation of the fast, coordinated contraction of the muscle fibers. The receptors of the proteins from the "JAK" family are responsible for the cells of the immune, hematopoetic and the nervous systems. This concurs with the leading resource systems of the micro vibratory stimulation. The prophets from the Old Testament have said that it shall come to a time when the women who just gave birth to a child shall consume their own placenta. Today, the placenta is the best resource of the stem cells. The greatest consumers of the resources are the receptors. The receptors of the hemopoetic cytokines, which activate the genes of the cellular proliferation, are of special interest for us (receptors for the erythropoietin, for the growth hormone, and for the prolactin). Vibro acoustic stimulation has an additive synergism with all the known acceptable medicaments, and this way allows for the lowering of the earlier required doses of medications. This way it is possible to avoid the side effects of those medications (this does not hold for the immune-suppressive medications).

This kind of therapy disables the development of the resistance on the insulin and hyperinsulinism, as a realistic risk of cancerogenesis, as well as the risk of autoimmune illnesses. Many of our patients, who were suffering from diabetes mellitus, have experienced a very good regulation of the glucose level in the blood. Earlier complications of the diabetes were substantially lessened. The doses of

the anti-diabetics were substantially lowered, too. There were instances where the anti-diabetics were completely eliminated after a longer lasting treatment with Vitafon.

A very good effect was achieved at the treatment of the patients suffering from the arterial hypertension (easier and moderate level of disease), of psychosomatic and atherosclerotic cause. We have managed to lower, or sometimes even to completely eliminate, the need for the medicament anti-hypertensives at many of our patients. The treatment of the patients with a harder level of arterial hypertension was not as successful, although the levels of the arterial hypertension were partially lowered.

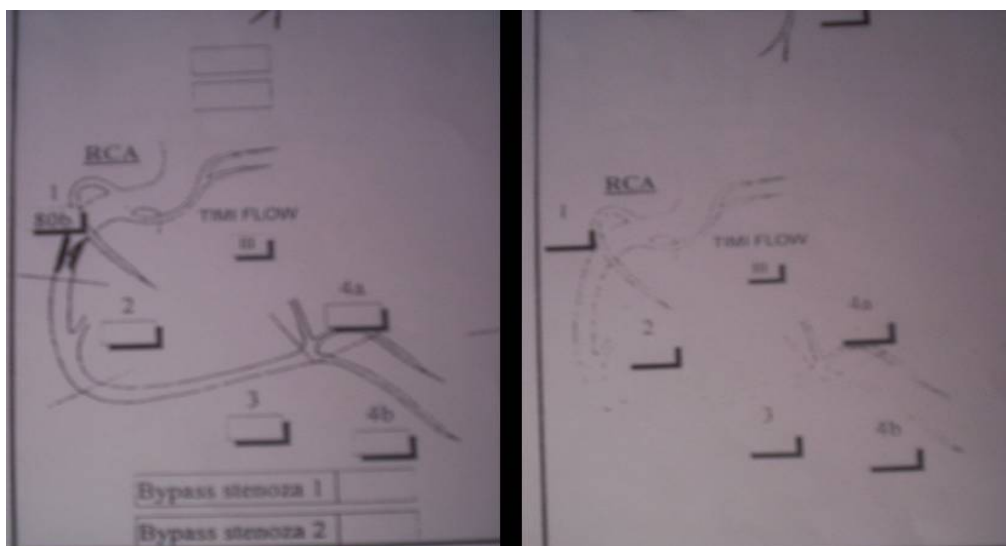
Considering that the arterial hypertension and the diabetes combined create an exponential growth of risk of angiopathies, it is especially important when this effect is achieved at such patients. With a vibro acoustic therapy this risk is drastically lowered. At chronic, compressive neuropathies the therapeutic success was exceptionally good (more than 90% of our patients have experienced a full recovery after a 30 days long treatment). The results were also very satisfying in the treatments of the states of stress, as well as at the vascular hearing disturbances, balance, sight and headaches. My colleagues from the sports medicine and pедиатry will share their experiences with the vibro acoustic therapy (the treatment of the abdominal spasms at the newborn children) at the next conference. I believe that the micro vibratory stimulation can be employed in the prevention of the effects developed in the zero gravity states at the cosmonauts who spend long periods of time at the cosmic station "Mir".

I feel free to paraphrase the Austrian philosopher Paul Karl Feyerabend in accordance of his critique of science and say that we are in the need for new ideas and new methods for the understanding of nature and the removal of the practical difficulties in the improvement of the quality of life, as well as that it is necessary for us to free ourselves of the prejudice that there is no real knowledge outside of the realm of the classical sciences.

Micro vibratory stimulation sets the pendulum of life back into harmony with the Universe.

The following are the appendices, which testify about the efficiency of the micro vibratory stimulation.

<p><b>Appendix I</b> Patient: H.M. Year of birth: 1947 <b>Coronarography performed on 25.06.2003</b></p>	<p><b>Appendix II</b> Patient: H.M. Date of birth: 1947 <b>Coronarography performed on 23.03.2006.</b> (After the treatment with Vitafon)</p>
--	---



<p>Commentary: Proximal segment of the right coronary artery stenosis: 80% Ejection Fraction of the left ventriculum: 50%</p>	<p>Commentary: Coronary arteries normal Ejection Fraction of the left ventriculum: 70%</p>
---	--

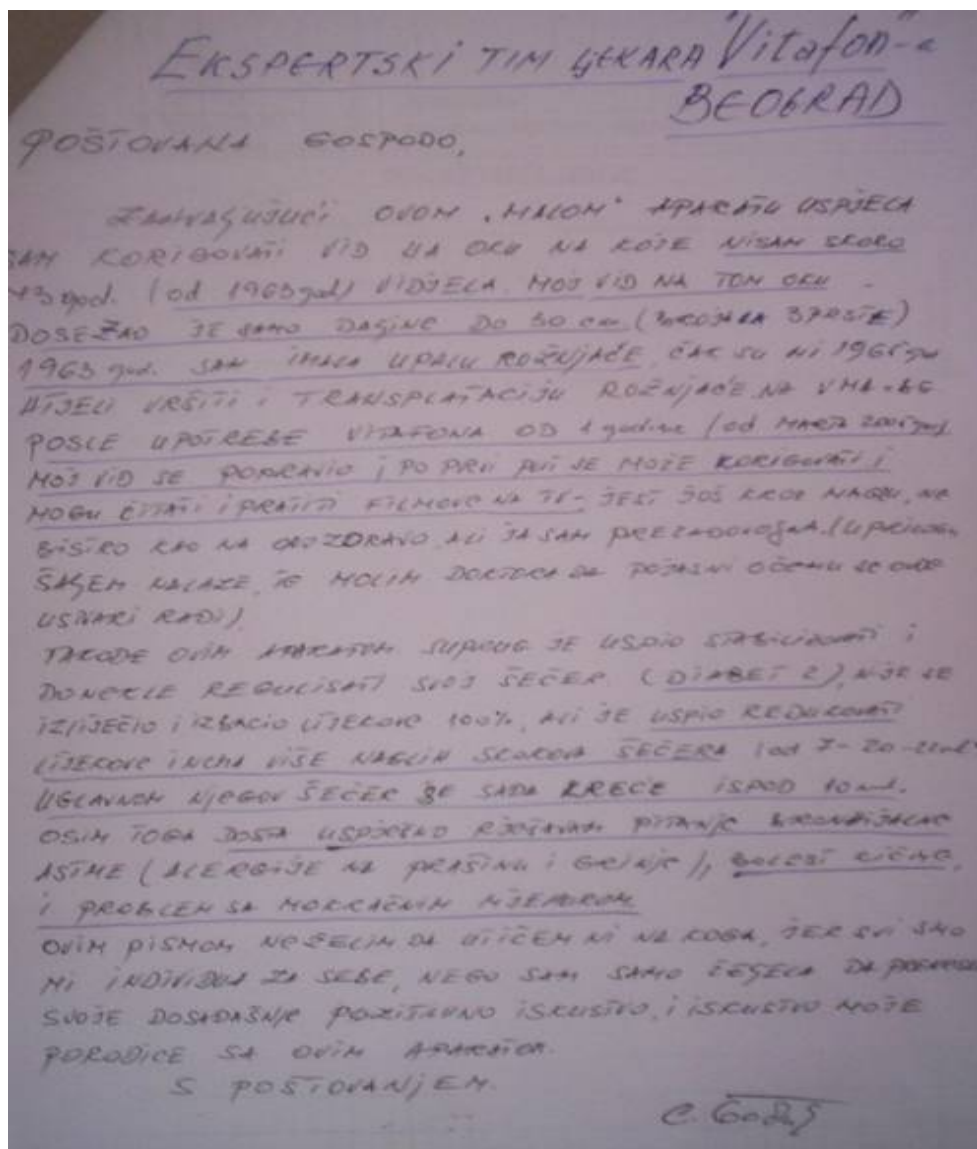
Obviously, even for the high level stenoses, the scalpel is not necessary.

My other patient, who has had 5 bypasses implanted because of the coronary disease with stenoses, has not had a relief for three years after the surgery. When he employed the Vitaфон therapy all the disturbances have soon ceased. Obviously he has had a disease of small arteries, so the Vitaфон solved the problem completely by repairing the microcirculation.

### Appendix III

Letter from the patient B.S.

Year of birth: 1947



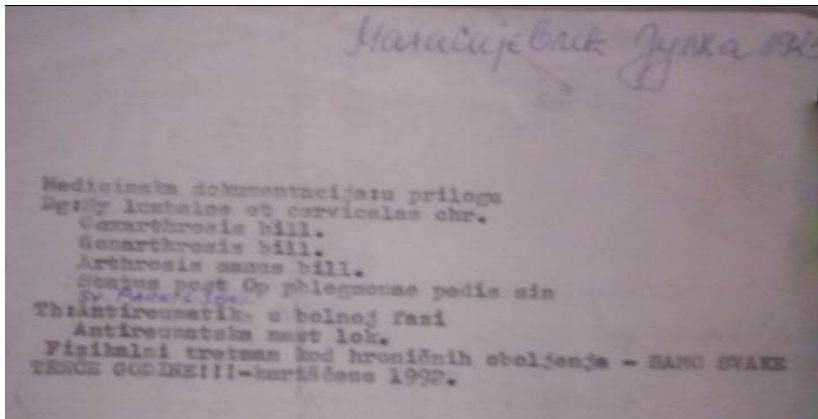
Since 1963. the patient has had almost complete loss of vision. After the micro vibration therapy, which began in March 2005, her vision has recovered completely. Now she can read.

Her husband, a diabetic, has lowered the doses of anti-diabetics and has normalized the glycemia as a result of the treatment by Vitaфон (began in March 2005 also). He has also eliminated the bronchial asthma attacks, pains from spondilosis, and the adenoma prostate problems.

#### Appendix IV

Patient: M.J.

Year of birth: 1925.



The patient has been completely immobile for many years because of:

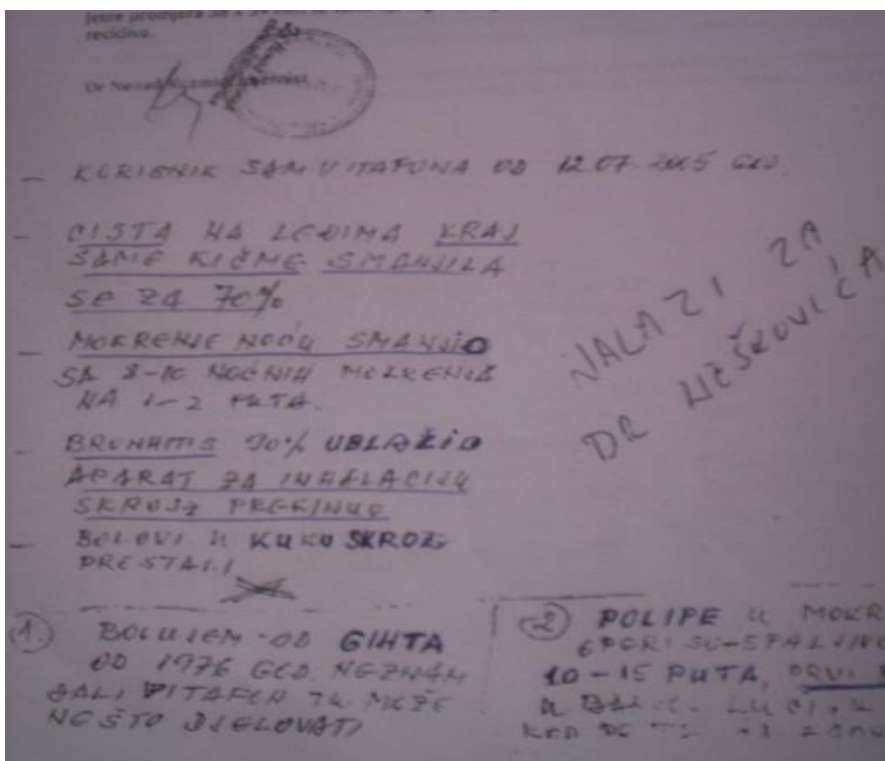
1. Coxarthrosis bil. Gradus gravis.
2. Gonarthrosis bil. Gradus gravis.
3. Sy. Parkinsoni.
4. Insufficietio of the mitralis valve.
5. Hypertensio arterialis.

Also the vision was damaged due to weak circulation in the yellow mark She employed the Vita-fon therapy in 2005. Now, she is completely mobile. Arterial hypertension is normalized. Tremor is eliminated. Vision is successfully regenerated, and it is very good. Psychologically completely compensated.

#### Appendix V

Patient: M.N.

Year of birth: 1934.



This is the photograph of the letter from the patient.

The Vitafon therapy began in July 2005.

The results of the therapy are:

1. From having to urinate about 10 times a night, he has come down to 1 to 2 times a night.
2. Disturbances caused by chronic bronchitis are brought to 10% in comparison to the time before the treatment with Vitafon.
3. Pains in the joints of the hips are completely eliminated.
4. Managed to prevent the new polyposis of the bladder.

## Appendix VI

Patient: B.M.

Year of birth: 1946.

Datum rođenja: 26.02.1946. Mesto rođenja: Zagreb

Ime: SOMBUR. Ulica: PRUGARSKI BULEVAR. Broj zdravstvene knjižice: [ ]

OPISNI PO RUKOM SE OBTIVARUJE PRIMO NA ZDRAVSTVENI ZAŠTITU

1	2	3	4	5	6	7	8	9
glava	vrata	gornji ekstremiteti	donji ekstremiteti	organi vida	organi sluha	organi govora	organi disanja	organi cirkulacije

Diagnoza: Protruzija diska l.v. vert. C5-C6 et C6-C7, spondylarthrosis vert. cervicalis, neuropathia l. sin., Compressio nervillae cervicalis.

Recipijentkinja ima reumatski artritis od 15. godine a od 35. godine ima probleme sa lumbalnom i vratnom kičmenom, lepi traga na "urologiji" na V.A gde je konstatovano levostrano bubrežno i nadbubrežno 23-vratna kičma, gde se konstatuje intropulsivna kompresija na nivoima C5-C6 i C6-C7, i poljeva strah od eventualne operacije. Početni se fizikalni terapijski delje, konstatuje se tri meseca sa novim EKG nalazom.

He Vitafon therapy began in June 2005, and it has eliminated the weakness of the left side extremities, which was a result of the compression of the neck part of the spinal cord (caused by the herniation of the I.V. disc in the level of C5 and C6). The therapy has also eliminated the pains and deformities of the joints on arms and legs, caused by the rheumatoid arthritis.

### Literature and video materials.

1. Vasiliev A.E.; Kovelonov A. Ju., Kovlen D.V., Rjabchuk F.N., Fedorov V.A. – “Organism Resources – Immunity, Health, and Long Life”
2. Fedorov V.A. “Vitafon. Curing and Prevention of Diseases”
3. “Vibro Acoustics in Medicine” – a book of scientific studies of vibro acoustic therapy.
4. “Vibro Acoustic Influence in the Complex Therapies of Patients” – A doctors manual.
5. F.N. Rajbchuk, V.A. Aleksandrova. “The Use of Vibro Acoustic and Infrared Effect at Children with a Somatic Pathology” – A doctors manual.

6. O.F. Erishev “The Use of the Vitafon Device at the Treatment of Alcoholic Abstinence” – A doctors manual.
7. Ju.S. Astahohov “The Use of Vitafon Device at the Treatment of the Glaucom” – A doctors manual.
8. “Vibro Acoustic Resource Support to the Organism is a New Approach to Health” – Documentary Film.
9. Otchet VM ed A: “The Use of Vibro Acoustic Therapy at the Treatment of the Chronic Viral Hepatitis” – 2002.
10. Vasilev A. E.: “The Influence of Vibro Acoustic Therapy with Vitafon on the Cerebral Chemo Dynamics” – 2002.
11. Galinskaya N. Ju., Ashavskaya A.A., Kotov S.V. “Vibro Acoustic Effect in the Complex Treatment of the Discirculatory Encephalothy” – 2002.
12. Kurtov Ju. A. “The Effect of Vibro Acoustic Effect on the Level of Cholesterol in the Blood” – 2002.
13. “Physiological Mechanism of the Therapeutic Effect of the Micro Vibrations of Sound Frequency on the Human Organism” (according to the information from the literature in the year 2000.) – 2002.
14. Chepenko V.V., Kucherik A.O. “The Effect of Vibro Acoustic Influence on the Regional Circulation” – 2002.
15. Makolynec V.I., Nechipurenko O.N. “Vibro Acoustic Effect on the Loco Motion System” – 2002.
16. Detlavs I., Turauska A. “Eight Year Long Experiment (on the Vitafon device) in the Treatment of the Vertebral Basillary Insufficiency and at the Traumas of the Loco Motion System” – 2002.